

**MODERN CONVENT SCHOOL****Sector 4, Dwarka, New Delhi****DATE SHEET - UNIT TEST I (2020-21) - ONLINE ASSESSMENT****CLASS XI**

<b>Date</b>	<b>Day</b>	<b>Subject</b>	<b>Syllabus</b>
14.08.2020	Friday	English	The Portrait of a Lady A Photograph The Summer of the Beautiful White Horse
17.08.2020	Monday	Painting	Chapter 1 & 2
21.08.2020	Friday	Physics	Units & Measurement Motion in Plane
		Accountancy	Chapter 1 to 5
		Political Science	Chapter 1, 3 & 9
24.08.2020	Monday	Economics	Statistics: Ch 1,2 &3 Micro economics: Introduction & Consumer Equilibrium
		Biology	Chapter 5,7 & 9
		Computer Science	Basics Output & Errors Iterations String
28.08.2020	Friday	Chemistry	Unit 1: Some basic concepts of chemistry Unit 2: Structure of Atom
		Business Studies	Chapter 1 & 2
		History	Chapter 2 & 3
31.08.2020	Monday	Physical Education	Chapter 1 & 2
		Psychology	Chapter 1 & 2
04.09.2020	Friday	Maths & Applied Maths	Chapter 1 & 2 (NCERT)
		IT	Unit 1 Java
		Hindi	Aaroh bhaag 1 Gadya: Ch 1 Padya: Poem 1 Abhivyakti va Madhyam Ekai 1- Jansanchar madhyam aur lekhan
07.09.2020	Monday	Yoga	Chapter 1
		Marketing	Unit 1 (Session 1, 2 &3)
09.09.2020	Wednesday	Mass Media Studies	Unit 1 (Chapter 1 to 3)

Kindly note:

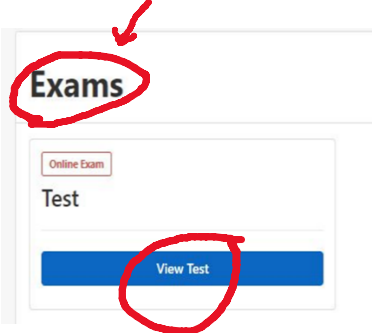
\* Maximum Marks : 25

\* Exam Type: Objective &amp; Subjective

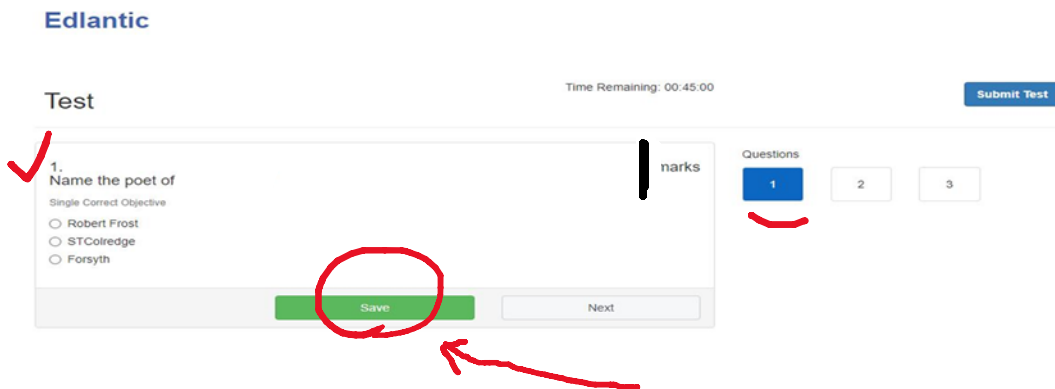
\* Timings: 9:00 am to 10:00 am

## INSTRUCTIONS FOR ATTEMPTING THE ONLINE EXAMS

1. The online assessment will be conducted through the Student Portal/ Edlantic app.
2. The student will use mobile phone to attempt the exam.
3. The student will attempt the assessment only on the scheduled date and given time slot i.e. 9am – 10am
4. Sign in for the exam at least 5 minutes before the scheduled time.
5. After signing in\*, the Edlantic home page will appear.
6. Click on 'Exams'

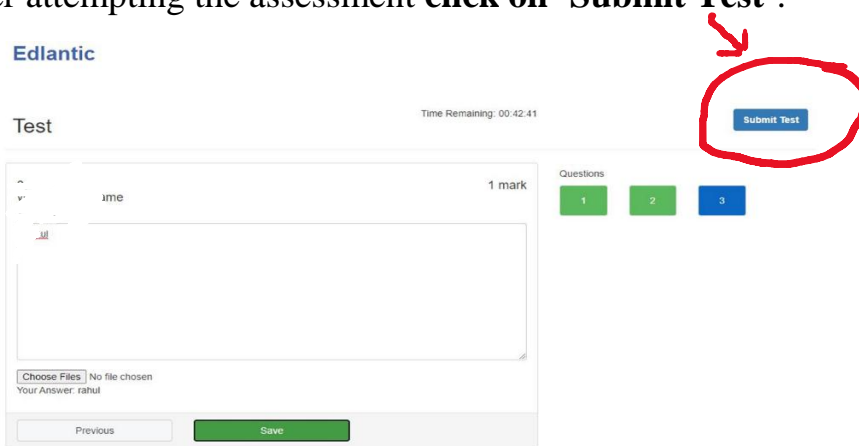


7. The details of the scheduled test will be visible on the screen, click on 'View Test'
8. Read the instructions appearing on the screen carefully and then click 'Start Test' to begin attempting the paper.
9. One question will be appearing on the screen at a time.

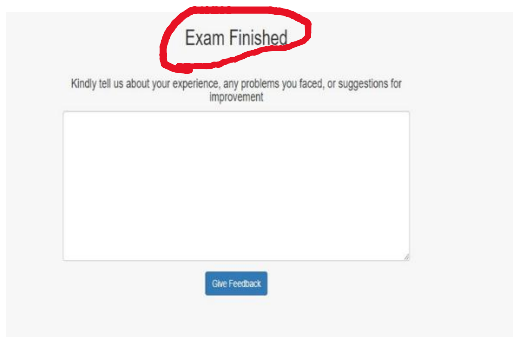


10. Click on the option you want to choose and **click 'Save'**.
11. For **SUBJECTIVE QUESTIONS**, you are required to type your answer in the answer box. You may also be given the option of uploading the picture of your answer, in such cases write the answer neatly on a sheet along with your name and question number and upload it by clicking the option 'Choose Files'.
12. **Do save your answer before proceeding to the next question.**
13. If you don't know the answer to a question, you can skip it and move to the next question, the skipped question can be attempted later within the time limit
14. You also have the option of changing your answers till you finally submit the test. Make sure that if you change your answer you have to **save it again** before submitting it.

15. After attempting the assessment **click on 'Submit Test'**.



16. The assessment will end at its scheduled time; make sure you submit the test before the timer ends.



**NOTE** Sample Papers for all the subjects will be posted on your Ids. You will be given access to attempt those from the date of posting till one day prior to the date of the exam.

*\*Sign in details are posted on the school's website under 'Notices and Circular' on the home page. Refer to circular 'Access to Online ID & Edlantic App Installation Guide'*