

The online assessment will be conducted as per the following schedule:

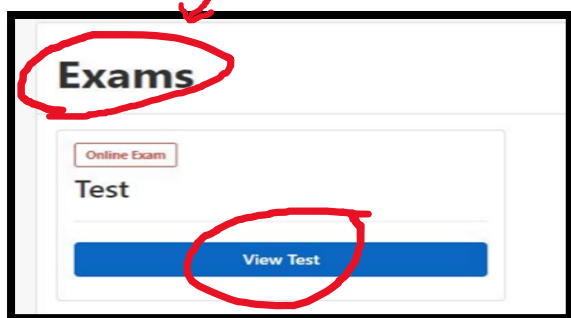
Date Sheet for Periodic Test 1 (2020-21)

Class VIII

Date	Day	Subject	Syllabus
14.07.2020	Tuesday	English	Literature - 1) Charles, 2) Don't Quit Grammar - 1) Parts of Speech
21.07.2020	Tuesday	Hindi	वसंत :- पाठ - 2 लाख की चूड़ियाँ, पाठ -5 चिट्ठियों की अनूठी दुनिया व्याकरण :- पाठ -1 भाषा , लिपि और व्याकरण
27.07.2020	Monday	Mathematics	Ch-6 Squares and square roots Ch-7 Cubes and cube roots
31.07.2020	Friday	Science	Physics: Ch - 11 Force and Pressure Chemistry: Ch - 3 Synthetic fibres and Plastics Biology: Ch - 2 Microorganisms friend and foe.
06.08.2020	Thursday	Social Science	Geography - Ch.1 Resources SPL - Ch.1 The Indian constitution
10.08.2020	Monday	Sanskrit	रुचिरा - पाठ 1 सुभाषितानि व्याकरणम् - पाठ 8 उपसर्ग और अव्यय, पाठ 6 समय रूप - ईकारान्त स्त्रीलिंग(नदी की तरह चलने वाले शब्द), भू(लट् , लृट् और लोट् लकार)
		French	Lesson - 0, 1 and Position of adjectives

INSTRUCTIONS FOR ATTEMPTING THE ONLINE EXAMS

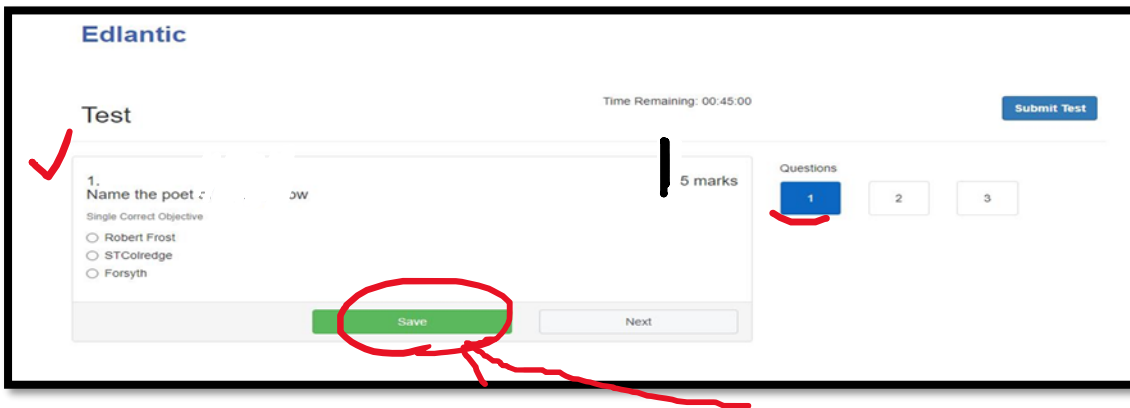
1. The online assessment will be conducted through the Student Portal/ Edlantic app.
2. The student may use PC/Laptop/ mobile phone to attempt the exam.
3. The assessment will be of 25 marks and can be attempted at any convenient time by the students between 8 am to 8 pm on the scheduled date. Please note that you will get 40 minutes to complete your assessment. Once you login it becomes mandatory to finish your exam within 40 minutes from the time of login.
4. Sign in for the exam at least 5 minutes before the scheduled time.
5. After signing in*, the Edlantic home page will appear.
6. Click on 'Exams'



7. The details of the scheduled test will be visible on the screen, click on 'View Test'

8. Read the instructions appearing on the screen carefully and then click 'Start Test' to begin attempting the paper.

9. One question will be appearing on the screen at a time.



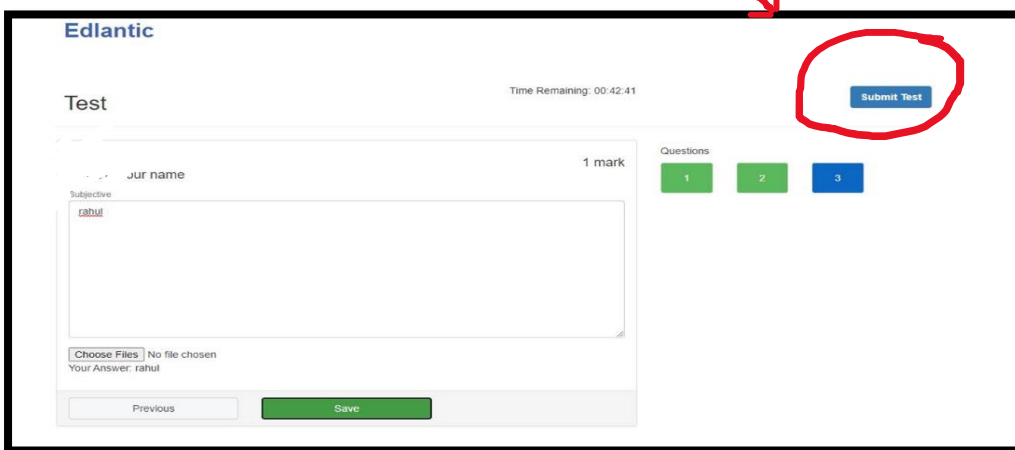
10. Click on the option you want to choose and **click 'Save'**.

11. **Do save your answer before proceeding to the next question.**

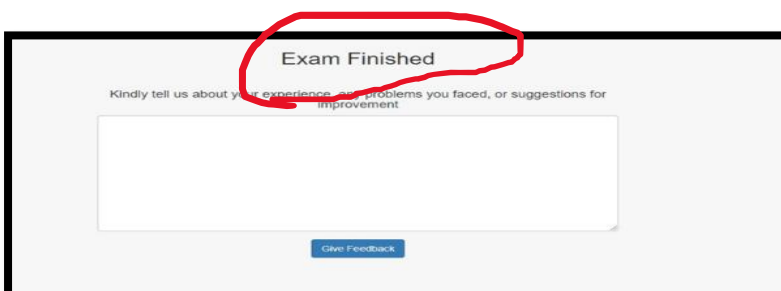
12. If you don't know the answer to a question, you can skip it and move to the next question, the skipped question can be attempted later within the time limit

13. You also have the option of changing your answers till you finally submit the test. Make sure that if you change your answer you have to **save it again** before submitting it.

14. After attempting the assessment **click on 'Submit Test'**.



15. The assessment will end at its scheduled time; make sure you submit the test before the timer ends.





NOTE Revision tests for all the subjects will be posted on your Ids. You will be given access to attempt those from the date of posting till 3 July 2020.

**Sign in details are posted on the school's website under 'Notices and Circular' on the home page. Refer to circular 'Access to Online ID & Edlantic App Installation Guide'*

Kindly note that the purpose of these assessments will be to maintain regularity and testing in studies. Many parents have requested for them to motivate their children to revise the topic and be in a habit to sit for examination. Thus, it is requested that you do not put unwanted pressure on your child to perform in these assessments.

Let it be a natural and pressure less effort